

Technical Datasheet - Metal Trim

Aluminium Skirting - KAA / KAS

Product Description

Genesis KAA / KAS is an anodised Aluminium Skirting. It is ideal for use where a modern, hi-tech finish is required. It can be used with most types of floor covering including carpets, resilient flooring, stone, wood, wood laminate and ceramic tiles. KAS has a convenient self adhesive strip for ease of application.

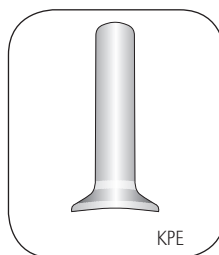
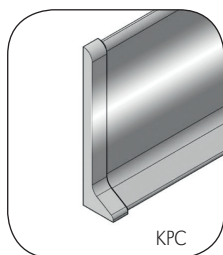
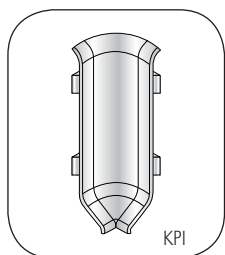

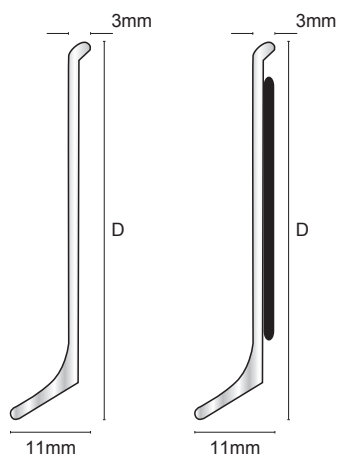
The profile is designed to sit on top of the floor covering in order to provide a neat finish.

Available in Matt Silver, and with matching finishing trims for neat installation: End caps, junctions and internal/external corners.

Dimensions and Colour

Available in 2.7m lengths and 60mm, 80mm or 100mm heights with an anodised Matt Silver Finish.

Range



P.V.C. Trim • Stair Nosings • Movement Joints • Transitions • Entrance Matting • Edge Protection • Metal Profiles • Tactiles • Tools

Tel: +44 (0)1642 713000

Email: info@genesis-gs.com

www.genesis-gs.com

UK Head Office & Factory
Stokesley Business Park Stokesley
North Yorkshire TS9 5JZ UK



Genesis
For the Perfect Finish



Technical Datasheet - Metal Trim

Technical Details

Genesis Aluminium Profiles are available in different anodised finishes and powder coated finishes – All natural Aluminium (Mill Finish) has an oxide film of approx 0.2 microns, when Mechanically & Chemically polished the anodising process increases this to 5 microns, up-to 20 microns for the Matt finish and 100 for Powder coated.

Aluminium AA 6063 T6 / UNS A96063 anodised to DIN 17611	
Si%	0.2-0.6
Fe%	0.35
Cu%	0.1
Mn%	0.1
Mg%	0.45-0.9
Zn%	0.1
Ti%	0.1
Cr%	0.1
Al	Balance

Maintenance

Genesis KAA /KAS profiles do not require any special maintenance. Oxidation films on Aluminium may be removed with a common polishing agent; however, they do reoccur. Damaged anodised finishes may only be repaired by re-coating.

Aluminium must be tested to verify its suitability if chemical stresses are anticipated.

Cementitious materials, in conjunction with moisture, become alkaline. Since aluminium is sensitive to alkaline substances, exposure to the alkali (depending on the concentration and time of exposure) may result in corrosion (aluminium hydroxide formation). Therefore, it is important to remove adhesive or grout residue from visible surfaces. In addition, ensure that the profile is solidly embedded in the setting material and that all cavities are filled to prevent the collection of alkaline water.

The anodised layer creates a finish that retains a uniform appearance during normal use. The surface, however, is susceptible to scratching and wear and may be damaged by tile adhesive, mortar, or grouting material. Therefore, setting materials must be removed immediately. Otherwise, the description regarding aluminium applies.

Installation

Ensure that the surface where the profile is being applied is smooth, dry and free from any contaminants such as loose paint, dust and grease.

1. Measure and cut the metal skirting to the required length using a proprietary blade for the material and cutting tool used.
2. Apply suitable cartridge adhesive to the back of the profile (KAA). Remove self adhesive backing strip (KAS).
3. Offer the profile to the wall and apply even pressure along the entire length to ensure full contact of the self adhesive pad with the substrate.
4. To provide neat finishes to cut ends, pre-formed internal and external corners along with end caps and joints are recommended.

Allied Products

Genesis KAA / KAS has specially designed External and Internal corner Pieces and end caps. Available in PVC KPE, KPI and KPC.

P.V.C. Trim • Stair Nosings • Movement Joints • Transitions • Entrance Matting • Edge Protection • Metal Profiles • Tactiles • Tools

Tel: +44 (0)1642 713000

Email: info@genesis-gs.com

www.genesis-gs.com

UK Head Office & Factory
Stokesley Business Park Stokesley
North Yorkshire TS9 5JZ UK



Genesis
For the Perfect Finish

